



keonn

Modular RFID
Components

Advantenna-p13™

RFID UHF fan beam antenna





Benefits:

- Slightly narrow beam in the long edge
- Wide beam in the short edge
- High gain
- Very thin form factor
- Cost effective

Applications:

- Loss prevention systems
- Portals
- Doors and corridors
- Tunnels

Product overview

Advantenna-p13 is a compact RFID UHF 3 elements patch antenna with circular polarization and a radiation pattern characterized by a 40° beam width in the direction of the antenna long edge and 90° in the direction of the antenna short edge. This radiation pattern makes this antenna ideal for many RFID applications such as:

- Loss prevention systems
- Portals, tunnels
- Corridors
- Doors

Connector options



Flange straight

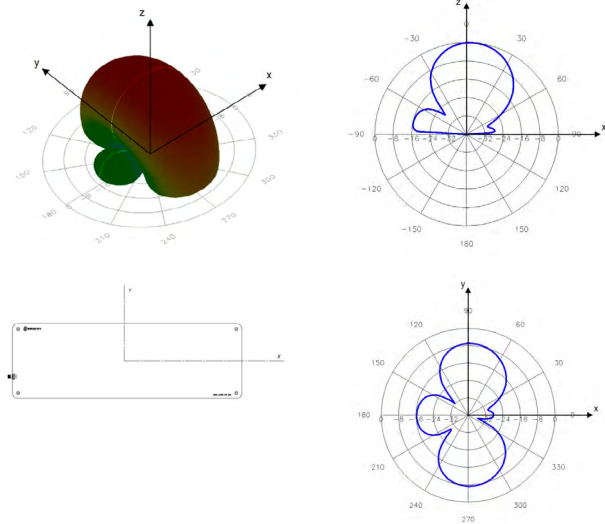


Flange right angle



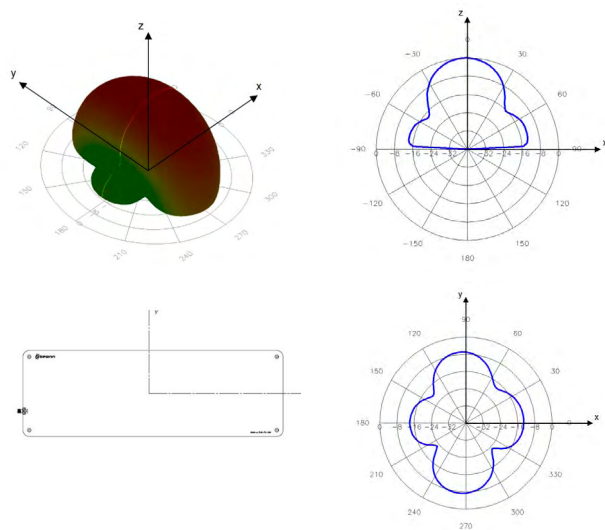
Edge mount

Antenna radiation pattern for 865,6 MHz - 867,6 MHz frequency band:



*Front-to-back ratio not drawn

Antenna radiation pattern for 902 - 928 MHz frequency band:



*Front-to-back ratio not drawn

Technical specifications




Operating Frequency EU Version	865 - 868 MHz (ETSI EN 302 208)
Operating Frequency US Version	902 - 928 MHz (FCC part 15)
Operating Detection distance	Up to 4.0 m
Antenna Technology	Patch
Radiation pattern	Fan beam
Gain	EU version 6.9 dBiC (Typical), 7.2 dBiC (Max) 5.0 dBiL* US version 6.8 dBiC (Typical), 7.2 dBiC (Max) 5.1 dBiL*
VSWR	< 1.4:1
Beam width (AZ / EL)	40° / 90°
Sidelobe level	< -15 dB
Front-to-Back Ratio	< -20 dB
Polarization	Circular RHCP (Right Hand Circular Polarization) – Models with Flange and Edge mount connector on the long side LHCP (Left Hand Circular Polarization) – Models with Edge mount connector on the short side
Axial Ratio	EU version* At Boresight 0.2 dB At 3dB Beamwidth 1.1 dB (Typical), 3.2 dB (Max) US version* At Boresight 0.6 dB At 3dB Beamwidth 0.5 dB (Typical), 3.6 dB (Max)
Input Impedance	50 Ω
Connector	SMA or MCX Flange, flange right angle, or edge mount In case of edge mount can be mounted on the long side or on the short side of the antenna
Regulation	ROHS - EU Directive 2015/863 WEEE - EU Directive 2012/19/EU REACH - EC No 1907/2006 ETSI EN 302 208
IP rating	Indoor antenna IP68 Dust resistant, even in high concentration Immersion resistant (up to 1 m for up to 30 minutes)
Temperature range	-20°C to +80°C
Size excluding connector	417 mm x 137 mm x 3.3 mm 16.3 inches x 5.4 inches x 0.13 inches
Size with edge mount connector	417 mm x 137 mm x 8 mm 16.3 inches x 5.4 inches x 0.3 inches
Size with flange mount connector	417 mm x 137 mm x 15 mm 16.3 inches x 5.4 inches x 0.6 inches
Antenna weight	350 g

*Measured at the center of the band

Mechanical specifications

With flange straight or flange right angle connector



Antenna Board Thickness = 3.3 mm (0.13 in)

Holes \varnothing = 3.3 mm (0.13 in)


View from the side that radiates



View from the side that does not radiate



With edge mount connector in the short side



Antenna Board Thickness = 3.3 mm (0.13 in)

Holes \varnothing = 3.3 mm (0.13 in)

View from the side that radiates



View from the side that does not radiate

Product codes for ordering

ADAN-p13	FF	-	CS	COR	CT	-	mmm	
								FF = frequency band
	EU							865,6 MHz - 867,6 MHz
	US							902,0 MHz - 928,0 MHz
								Connector shape
			ES					Edge mount, at the short side of the antenna
			FL					Flange straight
			FR					Flange right angle
								Connector orientation (only for right angle SMA connector)
								Default orientation
				90				Rotated 90° counterclockwise
				180				Rotated 180° counterclockwise
				270				Rotated 270° counterclockwise
								Connector type
					SMA			SMA connector
					MCX			MCX connector (only available in edge mount and flange straight)
								Model
							200	Model number

Examples:

ADAN-p13EU-ESSMA-200:

- Advantenna-p13
- Frequency band : 865,6 MHz - 867,6 MHz
- **Edge mount** connector, placed at the short side of the antenna
- **SMA** connector
- Model **200**

ADAN-p13US-FRSMA-200:

- Advantenna-p13
- Frequency band : 902,0 MHz - 928,0 MHz
- **Flange right angle** connector
- Default connector orientation
- **SMA** connector
- Model **200**

ADAN-p13EU-FR270SMA-200:

- Advantenna-p13
- Frequency band : 865,6 MHz - 867,6 MHz
- **Flange right angle** connector
- Connector rotated 270° counterclockwise
- **SMA** connector
- Model **200**

Disposal of the product

Do not dispose the product in municipal or household waste. Please check your local regulations for disposal/recycle of electronic products.





Copyright © Keonn Technologies S.L.
All rights reserved.

Information in this publication
supersedes all earlier versions.
Specifications subject to change
without notice.

