

AdvanFitting-200™

Interactive system
for fitting rooms





Video

Benefits:

- Increases sales at retail stores
- Improves the customer shopping experience
- Provides recommendations
- Fun to use
- Generates information about user interests
- The frame colour and material can be chosen
- The content and user interface can be remotely updated
- One master can be connected to 1, 2 or 3 slaves, reducing costs
- Narrow beam antennas
- Easy connection and installation

Applications:

- Fitting rooms at retail stores

Product overview

AdvanFitting is an RFID-based interactive system for **fitting rooms** at retail stores.

AdvanFitting uses **RFID** technology and a **touch screen** to improve the shopping experience of customers at retail stores.

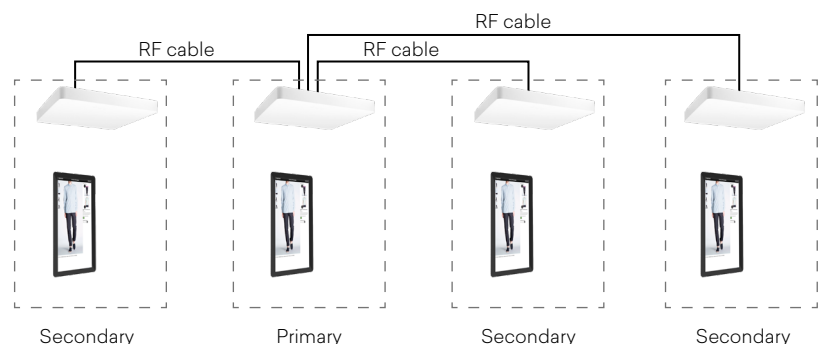
The **process** is as follows:

1. The customer enters the fitting room with items of his interest, to try them on
2. The RFID subsystem of AdvanFitting detects these items automatically
3. The screen of AdvanFitting shows images of the items, together with information like colours and sizes available, composition, price, etc.
4. The customer also receives recommendations of matching products and accessories
5. The customer can interact through the touch screen, request other sizes and colours, browse through other products, etc.
6. When the customer requests another size or colour, an employee receives a message in a portable device, and brings the product to the customer

By giving recommendations of matching products, AdvanFitting **increases the sales** of the retailer.

Product description

AdvanFitting comprises **primary** units and **secondary** units. Up to 3 secondary units can be connected to one primary unit. Therefore, four fitting rooms can be monitored by using one primary and three secondaries.



The **primary** unit comprises:

- RFID subsystem, with one reader, one directive antenna and suspending wires
- 21,5" touch screen
- Screen frame
- Embedded computer
- Content and user interface management cloud-based software

The **secondary** unit comprises the same elements, but without reader in the RFID subsystem

Product description (cont)



The primary and secondary units can be installed **suspended** from the ceiling of each fitting room, or **above** the ceiling, making it non visible.

The antenna used by the primary and secondary units is a compact antenna with **circular polarization** and a radiation pattern characterized by a **high directivity** both in the longitudinal and transversal direction.

Thanks to its high directivity, each AdvanFitting unit (either primary or secondary) detects the RFID tags located at its corresponding fitting room, while minimizing the detection of products located in neighboring fitting rooms or in areas nearby (1).

AdvanFitting also includes **software algorithms** for minimizing cross-reads.

By painting the fitting rooms with **AdvanPaint**, cross-reads are practically eliminated.



Finishing options for the screen frame:

Options	<ul style="list-style-type: none"> • Matt lacquer. Colours available: the whole RAL palette • Wood veneer in natural wood, standard colours • Vinyl sticker
Default finish	Matt lacquer painted in RAL 9010 (off white)

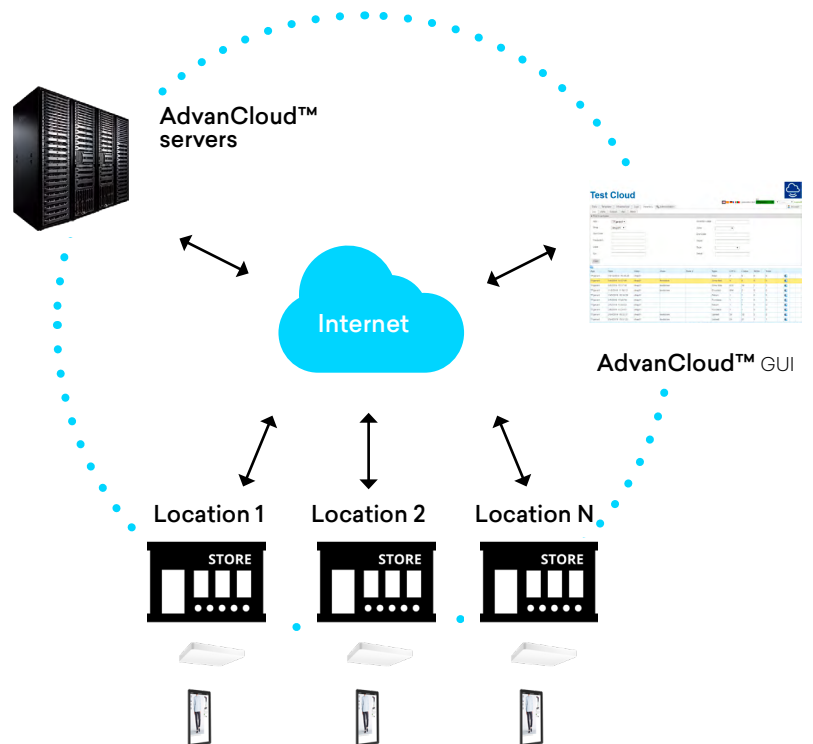
Connection to AdvanCloud

The content and user interface of AdvanFitting can be updated remotely very easily, by means of the **AdvanCloud cloud-based software**.



All the events are registered and stored in AdvanCloud. This information can then be analysed for **business intelligence** purposes:

- Number of users that enter the fitting room
- Number of users that interact with the screen
- Products that customers bring inside the fitting room
- Recommended products that customers select on the screen
- Products that the customers request to be brought by an employee
- Etc.

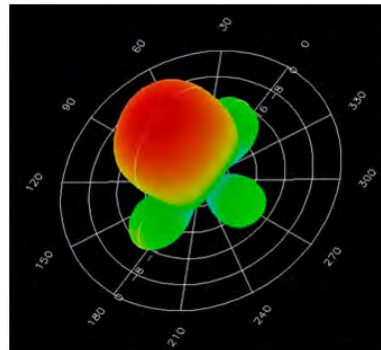




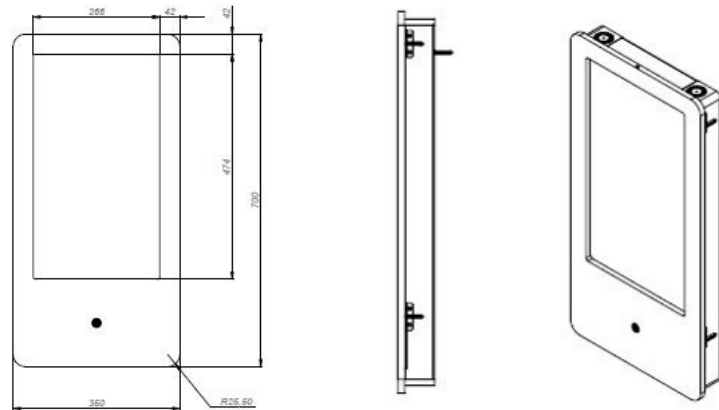
Technical specifications

Screen size	21,5 inches
Touch screen technology	Projected capacitive
Operating frequency EU Version	865,6 - 867,6 MHz (ETSI EN 302 208)
Operating frequency US Version	902 - 928 MHz (FCC part 15)
RF Power output	Adjustable from 5 dBm to 31.5 dBm (1.4W) with +/-0.5 dBm accuracy above +15 dBm Maximum power may have to be reduced to meet regulatory limits
Standard Compliance	EPCglobal Gen2 (ISO 18000-6C)
Operating Detection distance	Typical 4,0 m. Maximum 4,5 m
Radiation pattern	Pencil beam
Beamwidth	40° / 40°
Sidelobe level	< -15 dB
Antenna gain	9 dBi
Polarization	Circular
On board sensors	Ultrasound distance sensor
Data and control interface	RJ45 (10/100 Base-T Ethernet)
Connectors in the primary unit to connect to secondary units	3 SMA female connectors
Power supply	Screen: power supply on board RFID subsystem: Power over Ethernet
Temperature range	-20°C to +50°C
Size of the screen	700 mm x 350 mm x 67 mm 27.56 inches x 13.78 inches x 2.64 inches
Size of the RFID subsystem	460 mm x 460 mm x 60 mm 18.1 inches x 18.1 inches x 2.4 inches
Weight	Screen: 10,3 Kg RFID subsystem: 4 Kg
Surface colour of the RFID subsystem	Can be customized

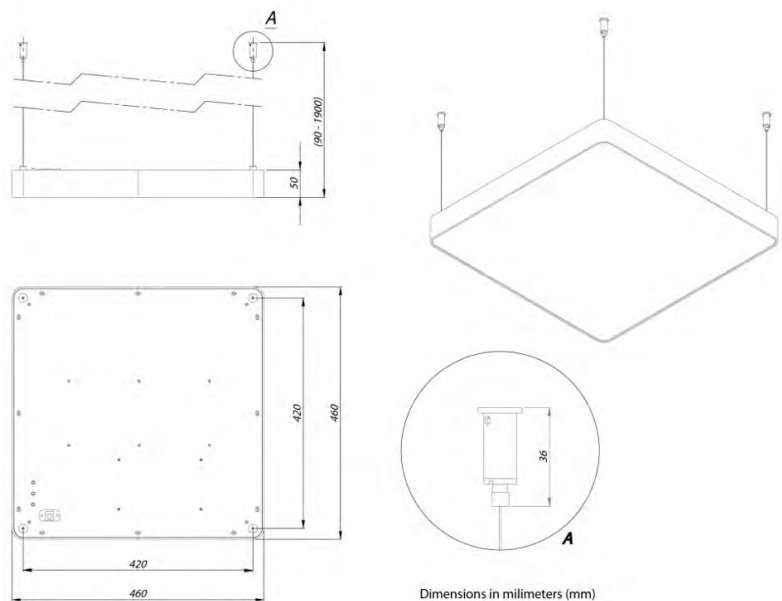
Radiation diagram of the antenna integrated in the primary and secondary units



Mechanical specifications of the screen frame



Mechanical specifications of the RFID subsystem



Product codes for ordering

ADFT	-	SS	O	-	t	FF	-	mmm	
									SS = Screen size
		21							21 inch
									O = Options
			t						touch screen
									t=type
					m				primary
					s				secondary
									FF = Frequency Band
						EU			865,6 MHz - 867,6 MHz
						US			902,0 MHz - 928,0 Mhz
						CH			920,5 Mhz - 924,5 Mhz
									Model
								200	Model number

Examples:

ADFT-21t-mEU-200:

- AdvanFitting
- Frequency band : 865,6 MHz - 867,6 MHz
- primary
- **21"**
- **Touch** screen
- Model **200**



Copyright © Keonn Technologies S.L.
All rights reserved.

Information in this publication
supersedes all earlier versions.
Specifications subject to change
without notice.

